

HONDURAS & NICARAGUA - TREKKING THE VOLCANOES OF NICARAGUA



TRIP CODE

NITSTVN

DURATION

8 Days

LOCATIONS

Nicaragua



INTRODUCTION

View some of Nicaragua's most spectacular volcanoes. With views of the Nicaraguan highlands, volcanic plains and Pacific coast as well as visits to colonial towns and cloud forests, where you will see the incredible biodiversity that exists within this ecosystem.

ITINERARY

DAY 1: Managua - Leon

Your day starts with a transfer from Managua city to Colonial Leon. Check in to your hotel and spend the rest of your afternoon at leisure.



HONDURAS & NICARAGUA - TREKKING THE VOLCANOES OF NICARAGUA

DAY 1: Leon

Leon, the original capital of Nicaragua in colonial times has had a turbulent and violent history. Founded by the Spanish, the city was abandoned in 1610 after a series of earthquakes. The ruins of the city, “Leon Viejo” were excavated in 1960 and designated as a UNESCO World Heritage Site in 2000. Leon has long been the political and intellectual centre of Nicaragua and it is home to Central America’s second oldest university, founded in 1813. Although many of its buildings are crumbling, Leon is a fascinating colonial town, rich in Spanish colonial churches, secular buildings, monuments and historical sites.



TRIP CODE

NITSTVN

DURATION

8 Days


LOCATIONS

Nicaragua



DAY 2: Leon - Telica Volcano

Breakfast at the Hotel and morning at leisure to explore the city on your own. Lunch is included at Local Restaurant. At 2pm our local guide will pick you up at the hotel to start the adventure to Telica Volcano. The Telica Volcano is an active volcano about 30 kilometers from León, Telica has erupted frequently since the Spanish Era; the latest violent eruption was in 1948, but the volcano has ever since been smoking and grumbling, the most recent eruption was in June 2011. The volcano is just over a kilometer high (1,061 meters) and has a huge crater 120 meters deep and 700 meters in diameter. Besides the main crater there are several other craters and sometimes the glowing magma can be seen in the bottom of the crater. The campsite, just 15 minutes down from the crater and looks like a Garden of Eden. At night fall, you will return to the crater for the best possible views of the glowing lava. The day concludes with dinner by the campfire. Overnight in a Camping Area



DAY 3: Telica Volcano - Leon


An early start to the day to climb to a ridge, from where you will be able view the sunrise. After breakfast you will make your way out of the camping ground area and go down to have lunch in Leon city. The rest of the afternoon is at leisure to rest or to get to know the town on your own.



HONDURAS & NICARAGUA - TREKKING THE VOLCANOES OF NICARAGUA


DAY 4: Telica Volcano - Leon

Early wake up in the morning to witness the beautiful sunrise over the volcanic chain "Los Maribios". After breakfast camp is cleared up and you descend the volcano. You stop in the rural town of San Jacinto where you visit the boiling mud springs, then transfer to Leon where lunch at will be served at a local restaurant. Overnight in Leon



DAY 5: Leon - Granada

Enjoy breakfast before you journey with your local expert to the Colonial city of Granada along with a stop at the Masaya Volcano. The transportation will stop at the observation point of the crater edge and from there you can choose to make an easy or moderate trek with your expert. After your trek you will return to Granada city to enjoy the rest of the day at leisure.



DAY 5: Granada

Granada dates back to 1524 and is the oldest European settlement in the Americas. It is a beautiful city on the shores of Lake Nicaragua, with colonial buildings in pastel shades, historic churches and an 18th century fort. Central Park, the main plaza, is dominated by the colourful façade of the Cathedral of Granada that dates back to 1583. San Francisco is the oldest church in Central America and possibly the most striking building in Granada. La Merced is probably the most beautiful church in the city. Granada is a great base from which to explore the nearby Masaya and Mombacho Volcanoes, Lake Nicaragua and Ometepe Island.



TRIP CODE

NITSTVN

DURATION

8 Days

LOCATIONS

Nicaragua



HONDURAS & NICARAGUA - TREKKING THE VOLCANOES OF NICARAGUA

DAY 6: Mombacho Volcano

Starting at Granada, you take a 4WD for the 45 minute drive to the slopes of the Mombacho volcano. Follow “The Puma Trail” where the “Cutirre” coffee farm is located at the Mombacho volcano natural reserve. This enormous cloud forest is full of luxurious vegetation which has managed to grow over the centuries since the last volcanic activity. The adventure begins on a paved road, where right from the start you will be surprised by the biodiversity of this nature reserve and enjoy its breathtaking views. Once reaching the summit, you will understand why this ecosystem is dubbed a cloud forest. The trek for today is around 4 hours. After lunch you will return to Colonial Granada where you will spend the rest of the day at your leisure.



TRIP CODE

NITSTVN

DURATION

8 Days

LOCATIONS

Nicaragua




DAY 7: Granada

Day at leisure to enjoying Granada’s museums, markets and central park on your own pace.



DAY 8: Managua

Lying on the shores of Lake Managua, Managua became the permanent capital of Nicaragua in 1858. Despite the chaos and the many ruined buildings caused by earthquakes and civil war, Managua is an interesting city with sprawling markets and fascinating street art. The battered but intriguing Plaza de la Revolución (Revolution Square) is Managua's historical centre. It has been partially rebuilt and is flanked by landmarks such as the National Palace of Culture, Carlos Fonseca’s tomb and the Old Cathedral that was designed and shipped from Belgium in 1920. The cathedral was severely damaged by the 1972 earthquake that destroyed most of Managua’s town centre. Although derelict and no more than a hollow shell, it is still an alluring building.



HONDURAS & NICARAGUA - TREKKING THE VOLCANOES OF NICARAGUA

DAY 8: Granada - Managua

After breakfast you will have an unescorted transfer to the international airport for your flight back home.



TRIP CODE

NITSTVN

DURATION

8 Days

LOCATIONS

Nicaragua



INCLUSIONS & DETAILS

Accommodation	Standard
Inclusions	<p>Regular transfer with guide from Managua to Leon city Local expert for the trekking and tours Camping to Telica Volcano (Dinner & Breakfast included of this excursion) Excursion to Cerro Negro Volcano (Black Hill) Guided transfer from Leon city to Colonial Granada Transfer from Leon to Granada, on-route visit Masaya Volcano Excursion to Mombacho Volcano “The Puma Trail” (Regular tour) Guided transfer Granada to Managua 3 nights accommodation at the hotel in Leon 1 night camping at Telica Volcano 3 nights at Granada Meals as specified on the itinerary Hotel sales tax</p> <p>Exclusions Personal expenses Entry & Exit from International Airport in Managua Entry: Tourist Card US\$ 10.00 per person Exit: Airport Tax US\$ 45.00 per person (Some airlines included on their tickets) Meals & Tours or services not specified in the itinerary Gratuities for staff/guides</p>
Difficulty Rating	1 (easy)
Single Surcharge	From AUD 1,390 per person
Notes	Contact us for more details
Price Dependent upon	Season and availability

HONDURAS & NICARAGUA - TREKKING THE VOLCANOES OF NICARAGUA

SUSTAINABILITY

Chimu Adventures undertakes a number of sustainability measures within its operations including:

- 1) Only using local guides and office staff to both maximise local employment opportunities and minimise carbon footprints. Local guides also ensure you benefit from the intimate knowledge, passion and culture of the country you’re visiting.
- 2) Where possible, using locally owned and operated boutique hotels to maximise the return to the local community.
- 3) Chimu’s “Pass it on” programme has provided funding to hundreds of local community projects in Latin America. Our aim is to empower local communities, helping them to develop their own infrastructure for the future. Since 2006, we have been working with Kiva (a well-known Non-Governmental Organisation), providing hundreds of loans to local businesses all over South America.
- 4) In our pre tour information we provide a range of tips and advice on how to minimise your impact on both local environments and communities.
- 5) Chimu Adventures’ offices also take a number of sustainability measures including carbon offsets for company vehicles and most staff travel. Chimu Adventure’s internal processes are also structures to create a paperless office and to reduce waste. There are also internal programmes to help staff minimise their carbon footprint such as our staff bike purchase assistance plan which encourages office staff to commute to work via bicycle. Currently almost half of our office based staff commute to work via bicycle.

TRIP CODE

NITSTVN

DURATION

8 Days

LOCATIONS

Nicaragua

